

sccLearn Integration Testing

Course Title: **Replace with Course Title**

Thank you for agreeing to participate in the testing for the **Replace with Course Title** training. To ensure a complete test of the training, please **read this entire document before beginning the testing**. Perform the test at a time of day when you can be most attentive to details. If your brain feels foggy, wait until you are more alert.

The testing is important as it allows the team to ensure the integration with sccLearn is working correctly. The best practice is to have multiple people complete the testing as different people look for different things, so you may be one of many testers.

As the training content has already been tested and approved, you should not be looking for (or finding) any issues such as typo's or alignment. This test is making sure the training will function and behave as expected when launched from within the sccLearn system, so the sorts of issues we are looking for are:

- If you start the course and exit without completing it, does the system recognize that?
- Does the system allow you to restart the course? Continue the next time you launch it? And remember where you were?
- If you fail the quiz, does it show as incomplete or failed?
- Do you have the option to retake the quiz, can you pass it?
- Do messages pop up at the wrong time?
- Are interactions working properly?
- Does the navigation go to the right screen?
- Is the feedback appropriate for the selection made?
- Do test questions and choices display correctly?
- Did the test is score correctly?
- Do hyperlinks and resources go where you expect them to?
- Are closed captions consistent with the narration that is being heard?

The test script walks you through some scenarios to test for these items, but please document any and all issues you find. Please don't skip any of the scenarios. There are multiple actions needed to be taken while you are in the process of testing the training and before completing the training. There are times where you are requested to select an option that may take you out of the training. If this is the case, please return to the training window or re-launch the training as needed to complete the testing. If an issue stops the training from working, we'll need to fix that before continuing. To ensure a complete test of the training, please read this entire document before beginning the testing.

sccLearn Integration Testing

Course Title: **Replace with Course Title**

Accessing the Training

All testing is being done in the scclearn sandbox which looks different from the regular sccLearn system. The sandbox has a gold banner instead of the blue banner. Also, know that you will not receive email notifications from this site during testing. Please access the training using the link below:

Replace with Course Title (hyperlinked to URL) - Course title: **Replace with Course Title as displayed in sccLearn Sandbox system**

Additional Information:

- The testing assumes you are familiar with sccLearn and know how to navigate the system.
- There are several scenarios to complete. Each scenario provides steps to complete the test and indicates what the result should be. Please document whether the test passes or fails, the results you found (if different from the script), and any comments. You may also have to answer some questions based on results you see on the screen. If one step fails, you may not be able to complete the rest of the scenario.
- **If you encounter an issue**, please document in the **Actual Results** column. Where possible, please take screenshots of any issues.
- When you have finished testing, please provide your script (and any screenshots of issues) to your Project Leader **Replace with name and email of Project Lead Tester**

Please complete this information to begin:		
NAME:		EMAIL ADDRESS:
JOB TITLE:		TELEPHONE NUMBER:
TYPE OF WORKSTATION: <i>Laptop / Desktop</i> * Do not use mobile devices for training.		LOCATION:
OPERATING SYSTEM:	VERSION:	Did you complete it at a remote location? Y/N
BROWSER NAME:	VERSION:	DATE TESTING STARTED:
		DATE TESTING ENDED:

Thank you!

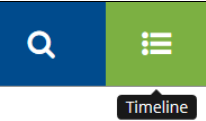
sccLearn Integration Testing

Course Title: **Replace with Course Title**

Scenario: Start (but do not complete) training.				
Step	Action	Expected Result	Pass / Fail	Actual Results / Comments
1.	Click this link to access the training. Replace with Course Title (hyperlinked to URL)			
2.	Register and Start the training. If you receive a Pop-up bloker message, please follow directions to allow pop-ups from this site and continue with the testing.			
3.	Answer this question: On the first slide what is the version # listed.	It should be listed on the lower left of the first slide		
4.	Complete the introduction of the training and exit the training (or close the training window).	You should see: <ul style="list-style-type: none"> • The Learning Activity Progress Detail page. • The status as Incomplete • No Score displayed. 		
5.	Click OK .			
Scenario: Restart In Progress (but do not complete) training.				
Step	Action	Expected Result	Pass / Fail	Actual Results / Comments
6.	Click sccLearn Logo.	You should see the Home Page .		
7.	Click the TimeLine Icon.	TimeLine panel should open.		

sccLearn Integration Testing

Course Title: **Replace with Course Title**

				
8.	Click on Current and locate the training. Course title: Replace with Course Title	Status should show In Progress .		
9.	Click Start .			
10.	Click NO when prompted to resume where you left off.	The training should restart from the beginning.		
11.	Complete the Introduction and first few slides of the training (or about 5 slides). As you go through the slides, engage with all interactivites that are prepared as part of the training. If you encounter any questions, verify the question and answer choices are displayed correctly.			
12.	Answer this question: Which screen are you at before continuing with the next step?			
13.	Exit the training (or close the training window).	You should see: <ul style="list-style-type: none"> • The Learning Activity Progress Detail page. 		
14.	Answer these questions: Does the time closely reflect the amount of time you have spent in the training so far? Does the status show as Incomplete ? Is a Score displayed?			

sccLearn Integration Testing

Course Title: **Replace with Course Title**

15.	Click OK and return to the Activity window .			
Scenario: Resume In Progress training and verify attachments/hyperlinks and closed captions				
Step	Action	Expected Result	Pass / Fail	Actual Results / Comments
16.	Click on the scclearn icon to return to the home page.			
17.	Scroll down to locate Resume Learning.			
18.	Click to resume the Replace with Course Title training.			
19.	Click Start .			
20.	If prompted to resume where you left off, click YES .	The training should Resume from the the point you previously exited.		
21.	Locate the resources tab . Verify all resources link to the correct locations.			
22.	Turn on closed captions (CC) and play a few slides. Verify closed captions reflect the audio narration. As you go through the slides, engage with all interactivites that are provided as part of the training. If you encounter any questions, verify the question and answer choices are displayed correctly .			
Scenario: Continue training and unsuccessfully complete (fail) training				
Step	Action	Expected Result	Pass / Fail	Actual Results / Comments



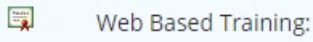
sccLearn Integration Testing

Course Title: **Replace with Course Title**

23.	<p>Complete training by viewing all of the slides.</p> <p>As you go through the slides, engage with all interactivites provided in the training. If you encounter any questions, verify the question and answer choices are displayed correctly.</p> <p>Consciously choose all incorrect answers to the review and quiz questions.</p>			
24.	<p>Answer these questions:</p> <p>Does the system indicate you passed the training?</p> <p>What score is displayed for your training?</p> <p>What is the passing score for the quiz (if displayed)?</p> <p>Did you have the option to retry the quiz?</p>			
25.	Exit training.			
26.	Click OK and return to the Homepage .			
Scenario: Successfully complete training, verify completion and review training				
Step	Action	Expected Result	Pass / Fail	Actual Results / Comments
27.	Repeat steps previously completed to locate training.			
28.	Click Start .			
29.	<p>Complete training.</p> <p>Consciously choose all correct answers to the review and quiz questions.</p>			
30.	Exit training.	You should see:		

sccLearn Integration Testing

Course Title: **Replace with Course Title**

		<ul style="list-style-type: none"> The Learning Activity Progress Detail page. 		
31.	<p>Answer these questions:</p> <p>Does the system indicate you passed the training?</p> <p>Is the score displayed for your training? If so, does it reflect the score you achieved?</p>			
32.	Click OK and return to the Homepage .			
33.	Click Training Schedule button.			
34.	<p>Click COMPLETED</p>  <p>Verify training appears in completed list.</p>			
35.	<p>Click the Review button and review some of the training.</p>  <p>If prompted to resume or restart – select resume.</p>			
36.	<p>Answer this question:</p> <p>Does the system allow you to review the training?</p>			
37.	Exit training and return to the Homepage .			
38.	Click Training Transcript button.			
39.	<p>Locate your training and click the Certificate icon.</p> 			

sccLearn Integration Testing

Course Title: **Replace with Course Title**

40.	Export the certificate to PDF .			
41.	Click File .			
42.	Save the PDF to your desktop.			
43.	Exit sccLearn.			
44.	Email a copy of your certificate to your Project Leader.			

Additional feedback and comments

Please use this space to provide additional areas that you may have tested and any comments about the training or anything else you experienced.

Please submit your completed script and certificate to your project lead.

Thank you for testing!